



R1_{v4}

ACCESSIBLE PERFORMANCE IS TRUE PERFORMANCE

The R1 V4 has been derived from the extremely successful R1 V2 and V3, both of which set the benchmark in kite racing competitions. The V4 design takes it to the next level, delivering supercharged performance while maintaining the R1s well known ease of use and accessibility.



Developed closely with our top team riders, multiple World Champion Nico Parlier and 2019 World Champion Axel Mazella we have pulled out all the stops.

The new re-designed internal structure has allowed us to increase cell count up to 8% while reducing bridle line up to 12%, accounting for major parasitic drag reduction.

R1 V4 INTERNAL STRUCTURE:

- HIGH COUNT OF INTERNAL AIRFOIL SECTIONS
- INTERNAL DIAGONAL RIBS, DISTRIBUTING LOAD FROM THE BRIDLES EVENLY AND EFFECTIVELY
- INTERNAL TENSION STRAPS HELP CONTROL THE HIGH ASPECT RATIO

MEET THE RACE TEAM

Nico, Axel and Toni create our international hydrofoil race team. Being and the forefront of the sport since its appearance these talents have developed an amazing portfolio of experience and knowledge.

We have very much enjoyed developing of the R1 V4 with these guys and are sure it will not just keep them on the podium but will give access to any racer to true performance.

NICO PARLIER:

Nico has been with us since 2014 and has helped developing previous R1 versions already. This guy is demanding and only the best is good enough.

HIGHLIGHTS:

- 2017/2018/2019** Formula Kite World Champion
- 2019** Vice Champion World Beach Games Doha
- 2019** Vice Kitefoil World Champion
- 2017** Kite Foil World Champion
- 2017** Formula Kite European champion
- 2016/2017** 2x Hydrofoil Pro Tour Champion
- 2015** Vice gold cup Champion
- 6x** French Kitefoil Champion.



AXEL MAZELLA:

Axel has joined our team late 2018. "The R1 legend continues, the V4 is the best kite ever with a perfect balance between performance and accessibility. I have chosen this kite to keep my titles and it's the one that will make me win!"

HIGHLIGHTS:

- 2017/2019** Kite Foil World Series Champion
- 2019** Formula Kite European Champion



TONI VODISEK:

The R1 allowed me to win more than 50% of races in 2019, I feel the R1 V4 has the bigger wind range and this is why I choose it. I have proven that you can ride a 21m in 21knots and still kick ass!


HIGHLIGHTS:

- 2019** Kitefoil World Series, 1 place Gizzeria
- 2019** Kitefoil World Series, 1 place Weifang
- 2019** Kitefoil World Series, 1 place Pingtan
- 2019** Vice-champion European Championships
- 2016/2017/2018** 3x Youth world Champion
- 2018** Vice Olympic youth champion




DESIGN: **R1^{v4}**

DESIGN: **R1^{v4}**



REDUCED BRIDLE LINE UP TO 12%, ACCOUNTING FOR MAJOR PARASITIC DRAG REDUCTION.



OZONE[®]



The Leading Edge now features Double Transversal Shaping creating a cleaner surface on the most important area of the aerofoil. The result is less turbulent airflow and longer skin adhesion, which positively effects the lift to drag ratio increasing overall performance.



The Leading Edge air intakes have been refined for faster progressive inflation, improved seal and optimised positioning to maintain internal air pressure. This enhances land and water re-launch capabilities.

R1^{V4}

DESIGN:

OZONE[®]



MATERIALS:

The top and bottom surfaces use our time proven Ultra Light materials (top 35g/sqm; bottom 27g/sqm) with an even lighter weight material (27g/sqm) for the internal structure on the 15m to 21m sizes keeping weight down and improving light wind flying characteristics.


RESULT:

What do these design changes mean? More speed, more power, better upwind and downwind angles in a package that is as easy to use as its predecessors!




SPEED SYSTEM:

The all-new R1 V4 Pro-Tune Speed System is lightweight and low drag using reduced line diameters and features incredibly simple adjustment via the stream line self-locking Splice Trim System.

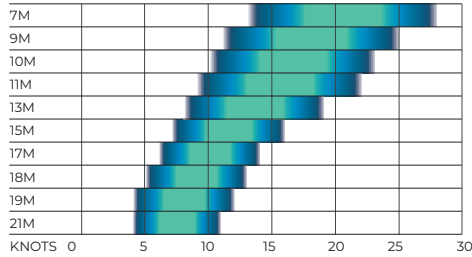


All R1 V4 sizes are IKA registered.

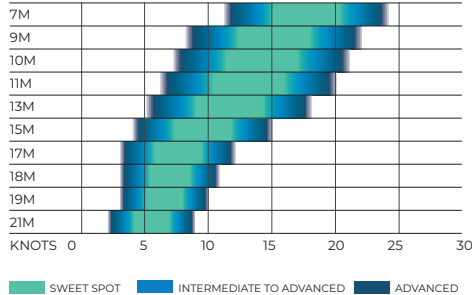
RANGE OF USE:



WIND RANGE WATER: **



WIND RANGE SNOW/LAND: **



■ SWEET SPOT
 ■ INTERMEDIATE TO ADVANCED
 ■ ADVANCED



SPECIFICATIONS:

SIZE	7 M	9 M	10 M	11 M	13 M	15 M	17 M	18 M	19 M	21 M
WEIGHT (KG)	1.4	1.8	1.9	2.0	2.3	2.4	2.7	2.8	2.9	3.1
BAR SIZE (CM) *	45	50	50	50	55	55	62	62	62	62
LINE LENGTH (M) *	11-25	11-25	11-25	11-25	11-25	11-25	11-25	11-25	11-25	11-25
NUMBER OF CELLS	47	55	55	55	55	63	63	63	63	63
PROJECTED AREA	6.3	8	8.7	9.6	11.3	13.1	14.7	15.7	16.5	18.1
PROJECTED ASPECT RATIO	4.8	5.1	5.1	5.1	5.1	5.2	5.2	5.2	5.2	5.2
FLAT ASPECT RATIO	6.3	6.7	6.7	6.7	6.7	7	7	7	7	7
ROOT CHORD (MM)	1330	1456	1528	1600	1738	1856	1971	2032	2083	2187
SPAN (MM)	6807	7939	8265	8654	9398	10363	11006	11347	11631	12216

* THE R1 V4 WAS DESIGNED WITH 11M TO 14M LINES FOR HIGH PERFORMANCE RACING, HOWEVER LINES UP TO 25M CAN BE USED. BAR SIZES LISTED ARE OUR STANDARD RECOMMENDATIONS.
 ** WIND RANGE IS INDICATIVE ONLY BASED ON AN AVERAGE RIDER WEIGHT OF 80KG. ACTUAL RANGE WILL VARY BASED ON RIDER SKILL LEVEL, TYPE OF BOARD USED AND LINE LENGTH.

R1^{v4}

IMPORTANT NOTES:

OZONE®

- The R1 V4 is for advanced riders only who have previous foil kite experience. It is not difficult to fly but there are techniques required to fly a high aspect ratio foil kite.
- The R1 V4 materials have been used extensively on our Ultra Light Kites and Paragliders since 2011. The kite must be carefully looked after, it needs an experienced rider who knows how to keep the kite up in the air and how to handle it gently on the ground.
- The kite is water re-launchable, but we recommend that you keep it flying and out of the water if possible! A drainage system on the wing tip allows any water that may have entered the kite to drain out. Do not use the kite in waves.
- Always use a Brake Handle when flying a foil kite. This is the handle/line spanned between the back leader lines on the control system. This easy to grab handle makes inflation, self-landing and reverse launch easier.
- This kite features a simple yet effective front line flag out release. After releasing the flag out you should check the speed system, bridle lines and your flying lines for twists before restart.
- The R1 V4 must be packed using the concertina method. If the kite is packed and stored using any other method such as rolling this will void the warranty. The Leading Edge plastic battens are a fundamental part of the design and must not be forced out of their given shape otherwise the kite can lose stability and flying characteristics. See R1 V4 How to Pack video.
- The Speed System and Bridle lines will require maintenance just like any high performance equipment in racing sports - they must be checked after every 60 hours flying time and maintained in the correct trim or the kite will not perform as designed. Bridle Lines that are worn or not to factory specification (+ or - 15mm) must be replaced. Speed System lines that are worn must be replaced. If the Speed System lines are not worn but are not to factory specifications you must adjust back to factory spec. How To videos and a Bridle Check PDF with all measurements can be found at www.ozonekites.com





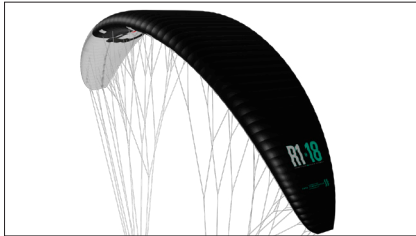
EXCEPTIONAL OZONE FACTORY CONSTRUCTION

World-class construction in our own factory, using the highest quality materials and hand checked Quality Control at every step. The Ozone factory also manufactures our Paragliding and Speed Wing range; the same Quality Control processes are used across all products.



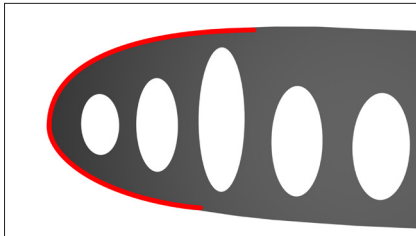
HIGH PERFORMANCE ULTRA LIGHT MATERIALS

High quality Ultra Light materials have been used extensively on our Kites and Paragliders since 2011. Using Ultra Light materials translates to true performance increases - the kite inflates quicker, flies faster and is more reactive even in the lightest breeze.



HIGH CELL COUNT

A high number of cells controls ballooning between the ribs, holding the wing shape and designed surfaces smoother and more accurately. This reduces turbulent airflow, providing more efficiency, speed and de-power for increased overall performance.



L.E PROFILE REINFORCEMENTS

The Leading Edge is reinforced with flexible lightweight plastic battens to maintain the shape of the profile during angle of attack changes and turbulent airflow. This drastically improves overall performance as the foil remains true to the designed shape.



HIGH PERFORMANCE BRIDLE LINES

High performance low drag Technora bridle lines are a key component to the R1's outstanding performance. Technora line is ultra strong with unbeaten stretch and shrinkage characteristics to maintain the highest performance trim.




WATER DRAINAGE CHANNELS

An internal channel is shaped into the end of each cell along the trailing edge. This allows loose sand or water to run between the cells and out of the tips during flight. The Velcro sealed cells at the tips can be opened for cleaning the kite. Always clean your kite by emptying any water, sand or dirt as this will prolong the life of the kite and help it fly as designed.




DESIGNED WITH OZ-CAD

The FUTURE is NOW - All Ozone kites and wings are designed and developed using our own highly advanced custom built CAD software. Our designers are able to work with features specifically tailored to the unique forms and structures of technical inflatable and foil kites and wings. Part of our design team is dedicated to the upgrade of the CAD code and addition of new modules and features to the program as the development of our products continues.




DOUBLE TRANSVERSAL SHAPING

The Leading Edge now features Double Transversal Shaping creating a cleaner surface on the most important area of the aerofoil. The result is less turbulent airflow and longer skin adhesion, which positively effects the lift to drag ratio increasing overall performance.



OPTIMIZED LEADING EDGE AIR INTAKES

The Leading Edge air intakes have been refined for faster progressive inflation, improved seal and optimised positioning to maintain internal air pressure. This enhances land and water re-launch capabilities.



INTERNAL DIAGONALS AND STRAPS

Internal span-wise straps work in unison with optimized diagonal ribs, distributing load from the bridles evenly and effectively. This increases the internal structural balance, while allowing the top and bottom surfaces to maintain the designed profile without being distorted from indirect tension or loads.



PRO-TUNE SPEED SYSTEM

The all-new R1 V4 Pro-Tune Speed System is lightweight and low drag using reduced line diameters and features incredibly simple adjustment via the stream line self-locking Splice Trim System. Durable line materials reduce wear and tear on the pulley lines, with increased resistance to stretch or shrinkage for a longer life span. The Speed System is a Double-Pulley layout using high spec low friction Ronstan Orbit pulleys. NOTE: You must watch the How To video before adjusting your Speed System settings.



WATERPROOF DEFLATION ZIPPER

Intelligently positioned for easy deflation and pack down.

R1^{v4}

FEATURES:

OZONE[®]



CLOSED CELL KITE TECHNICAL BAG (OPTIONAL)

Technical Bag with loads of space featuring an internal stash pocket and external control system pocket. Adjustable shoulder straps and foam padding provide extra comfort.

CLOSED CELL KITE COMPRESSOR BAG (OPTIONAL)

For a secure packing process to maintain the plastic pattern profile shape. Light weight materials, internal compression straps and a breathable mesh lining keep weight and packing size to a minimum - perfect when traveling with multiple kites. Combine with the Bag to fit multiple kites inside one bag.