

C4-V6 CONTROL SYSTEM

THE C4 V6 CONTROL SYSTEM IS SPECIFICALLY DESIGNED FOR USE ONLY WITH THE C4 V6 KITE. IT CAN BE SETUP IN EITHER 4-LINE OR 5-LINE MODES.

It is based on the Contact-Water Control System with these key points of difference:

- Shorter bar, 38cm and 45cm options
- Compact de-power throw
- Large size PU Chickenloop for easy hooking in and out
- 23m lines, the ideal balance between kite reactivity and power development
- C4 V6 5-Line Conversion Kit included

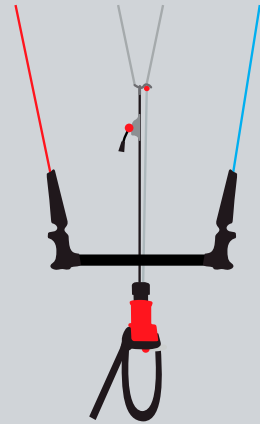
The C4 V6 Kite and C4 V6 Control System ship standard in 4-Line Bridle mode. A simple conversion is required to the kite and control system for 5-Line mode.

- Included with each C4 V6 kite is a 5-Line Conversion Kit containing 1x Y-bridle and 2x A5 front line pigtails.
- Included with each C4 V6 Control System is 1x Line no.5.

To convert from 4-Line to 5-Line mode, follow the instructions in the PDF or VIDEO, available online at www.ozonekites.com

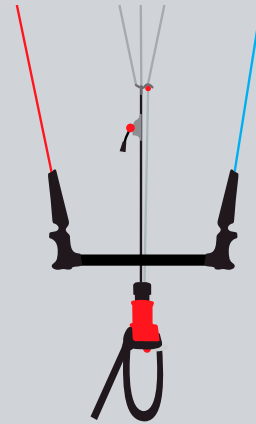
4-LINE BRIDLE MODE

In 4-Line mode the classic pulley-less bridle setup delivers a superior C-kite with feel, handling and de-power. This makes learning new tricks and general riding smooth and easy.



5-LINE MODE

In 5-Line mode the C4 V6 changes in overall performance. The kite is held in a tighter C-shape arc increasing structural stiffness. This translates to a precise and direct feeling on the bar with increased power during load up for pop, and increased slack when in the air. This increase in slack also increases steering delay, giving more time for grabs and handle passes. There is less de-power in 5-Line mode requiring more rider input with the board to control the power.



FEATURES



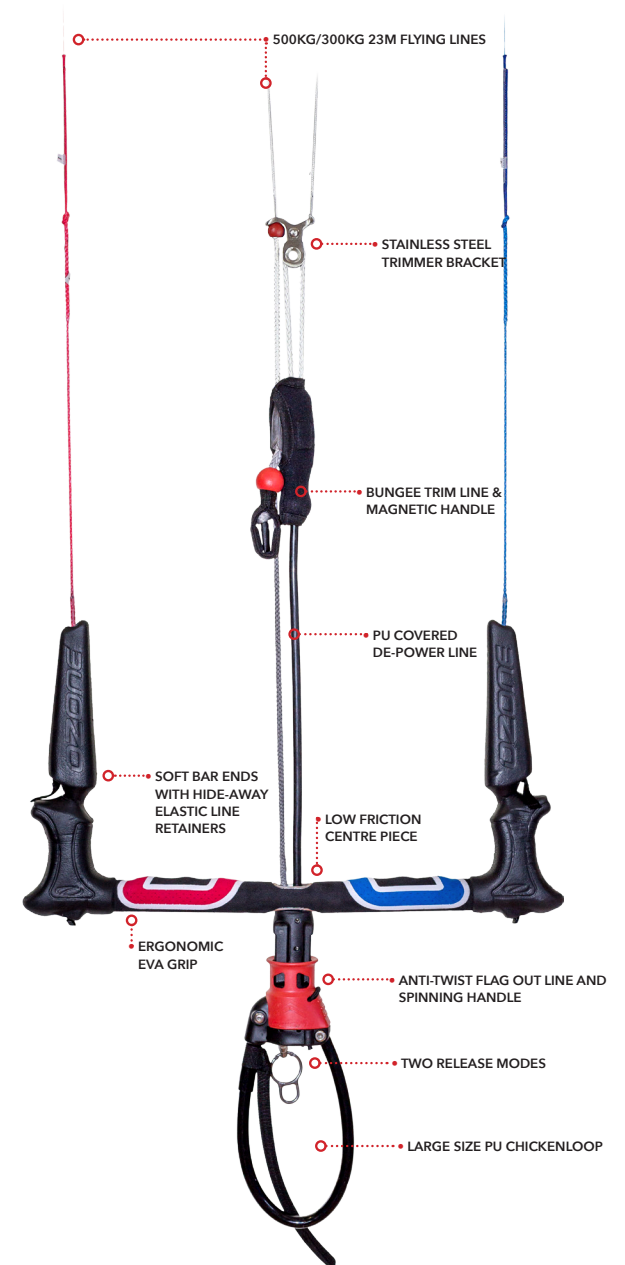
SOFT BAR ENDS WITH HIDE-AWAY ELASTIC LINE RETAINERS

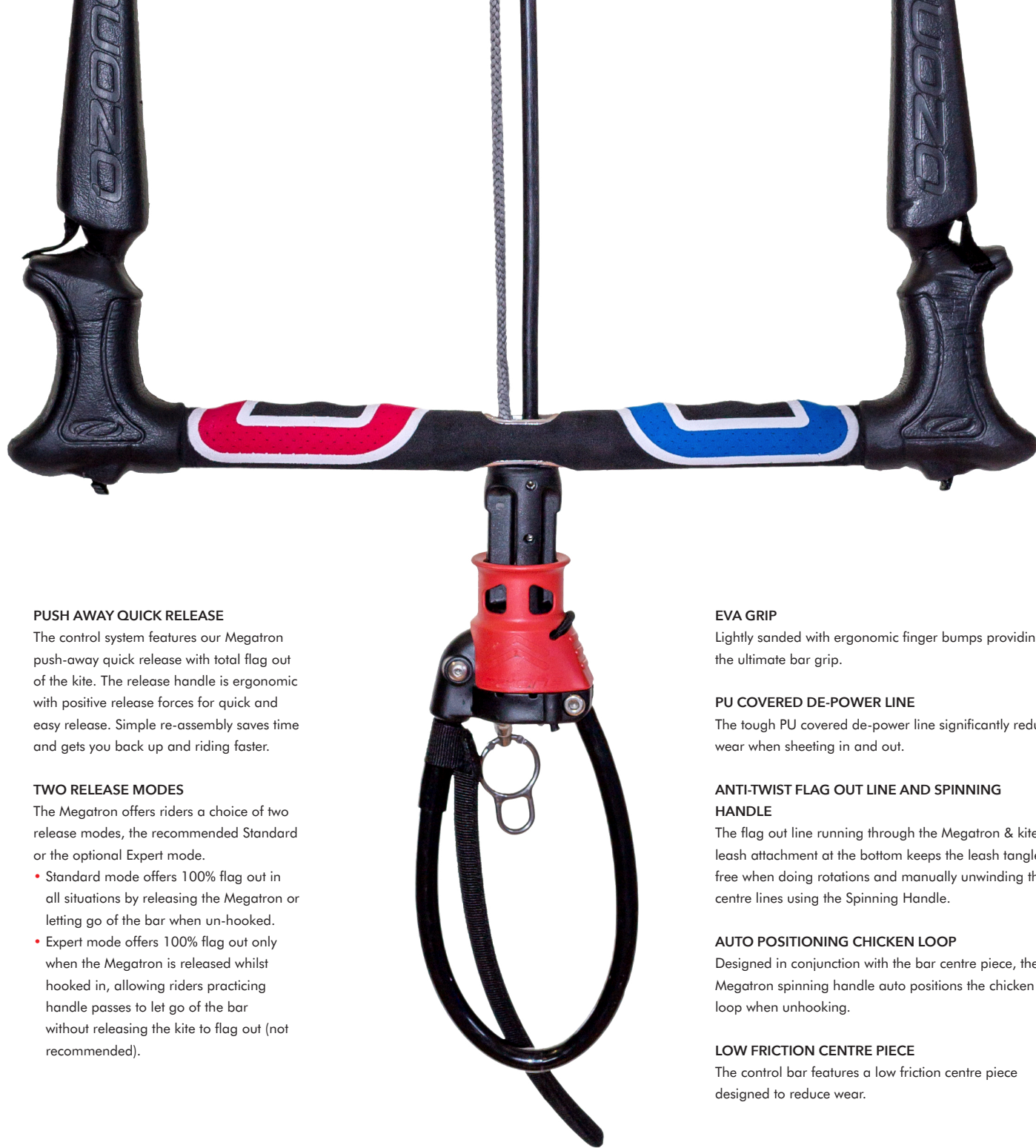
Soft bar ends for comfort and are less likely to damage lightly constructed boards. Hide-away elastic line retainers keep wound lines secured.



BUNGEE TRIM LINE & MAGNETIC HANDLE

The internal bungee with magnetic handle connects to a magnetic neoprene sock covering the clam cleat to reduce tangles when the trimmer is de-powered.





PUSH AWAY QUICK RELEASE

The control system features our Megatron push-away quick release with total flag out of the kite. The release handle is ergonomic with positive release forces for quick and easy release. Simple re-assembly saves time and gets you back up and riding faster.

TWO RELEASE MODES

The Megatron offers riders a choice of two release modes, the recommended Standard or the optional Expert mode.

- Standard mode offers 100% flag out in all situations by releasing the Megatron or letting go of the bar when un-hooked.
- Expert mode offers 100% flag out only when the Megatron is released whilst hooked in, allowing riders practicing handle passes to let go of the bar without releasing the kite to flag out (not recommended).

EVA GRIP

Lightly sanded with ergonomic finger bumps providing the ultimate bar grip.

PU COVERED DE-POWER LINE

The tough PU covered de-power line significantly reduces wear when sheeting in and out.

ANTI-TWIST FLAG OUT LINE AND SPINNING HANDLE

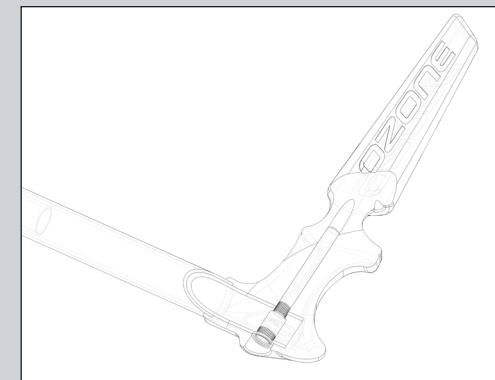
The flag out line running through the Megatron & kite leash attachment at the bottom keeps the leash tangle free when doing rotations and manually unwinding the centre lines using the Spinning Handle.

AUTO POSITIONING CHICKEN LOOP

Designed in conjunction with the bar centre piece, the Megatron spinning handle auto positions the chicken loop when unhooking.


LOW FRICTION CENTRE PIECE

The control bar features a low friction centre piece designed to reduce wear.



STAINLESS STEEL LEADER LINE PIN

Superior strength is achieved with a Stainless pin running through the bar. This creates an ultra strong and direct connection between the control bar to flying lines.



STAINLESS STEEL TRIMMER BRACKET

The smooth running trimmer bracket also prevents trim line wear.